

MEMO

DATE: February 01, 2022

TO: All Employees

FROM: Tara Vicckies, Manager, Operational Accounting

SUBJECT: 2021 T4 Slips Available in Workday by February 28, 2022

The Payroll Department is committed to completing the preparation of employees' 2021 T4 slips by February 28, 2022. Further communication will be sent out to announce the release date for the T4 slips to be available for viewing in Workday.

In advance of their release, please familiarize yourself with how to access your T4 slips. Detailed instructions on how to view and print your T4 slips in Workday are provided below.

Note: If you wish to access your T4 slip from off-campus, you will require Remote Access (VPN) to be able to connect to Workday. If you do not already have VPN access, please click the link below for self-serve setup instructions:

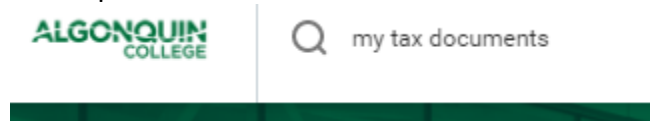
[VPN Setup Instructions](#)

If you have any problems setting up your VPN, please call 1-866-921-5763 Monday to Friday within the hours of 8:00 a.m. - 12:00 p.m. and 1:00 p.m. - 4:00 p.m.

MEMO

How to View and Print Your T4 Slip(s) in Workday

[Click here](#) to login to Workday. In the Search Bar at the top left of your Workday screen, type in “my tax documents” and then press enter

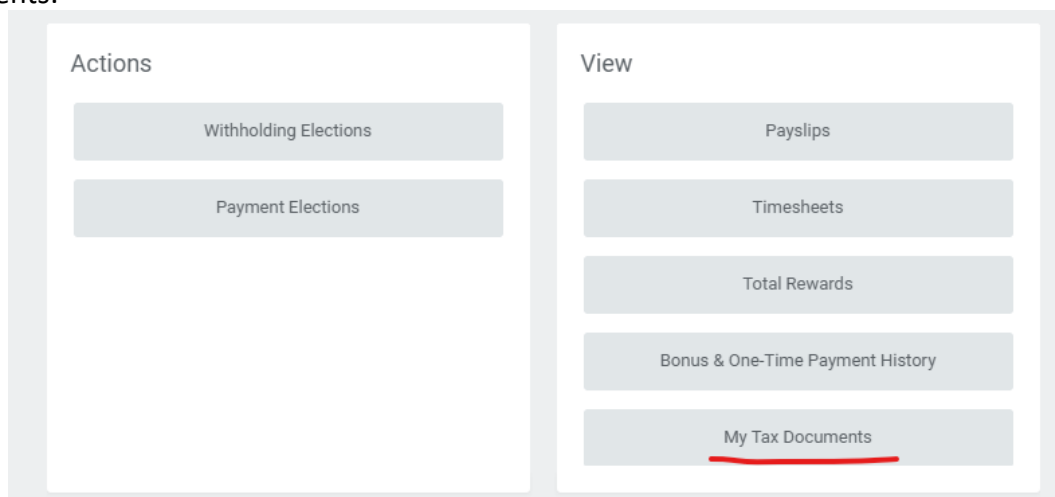


OR, from the Home page in Workday, click on the applet titled Pay.



Pay

This will bring you to the Pay screen. From the View menu on the right, click on My Tax Documents.



Either of these two methods will bring you to the My Tax Documents page.

MEMO

Your available tax slip(s) will appear at the bottom of the page. Tax slips will be available for 2021 and prior years back to 2019 in Workday. If you require a copy of your T4 from 2018 or earlier, please email your request to payroll@algonquincollege.com.

My Tax Documents

2 items

Company	Current Year End Tax Document Printing Election	
ALGON The Algonquin College of Applied Arts and Technology	You are currently receiving both electronic and paper copies of your T4A, T4A-RCA, RL-2, and NR4 forms.	Edit
ALGON The Algonquin College of Applied Arts and Technology	You are currently receiving only electronic copies of your T4 and RL-1 forms.	Edit

Canada

1 item

Tax Year	Company Name	Province of Employment	Tax Form	Payroll Account Description	Form Type	Issued Date	Employee Copy
2019	The Algonquin College of Applied Arts and Technology	Ontario	T4	Administrative or Support	Original	21/02/2020	View/Print

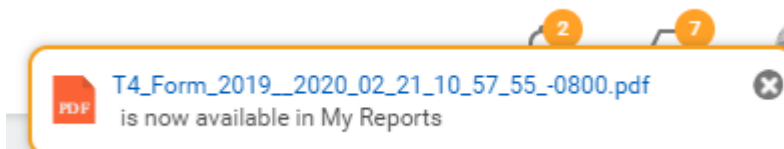
To access your T4, click on the **View/Print** button to the right of your T4. After you click on the **View/Print** button, you may see the following prompt:

Your request is being processed

You can continue to wait or choose to be notified later.

[Notify Me Later](#)

You may wait for your tax slip to be generated or click on the **Notify Me Later** button. If you click on the **Notify Me Later** button, you will see the following popup in Workday, when your tax slip is ready.



When you see the popup, you may click on the blue link in the message (the PDF file name) which will provide you with the option to download, save or print your T4 slip.

If you have any questions, please email the Payroll Department at payroll@algonquincollege.com.